

# Mathematics

---

## Inspire Maths - Unit 19 - Money (2) & Revision

When solving the word problems encourage children to use the strategies they have learnt such as column subtraction, column addition, counting on and counting back.

Play shopping games where children buy multiple items and have to work out how much they have spent altogether.

Inspire Maths Practice Book 1D

Complete unit 19 Money - pages 101 - 108

Complete Revision 2 - Pages 109 - 120

# English

## My Favourite Memories from This Year!

My friends:



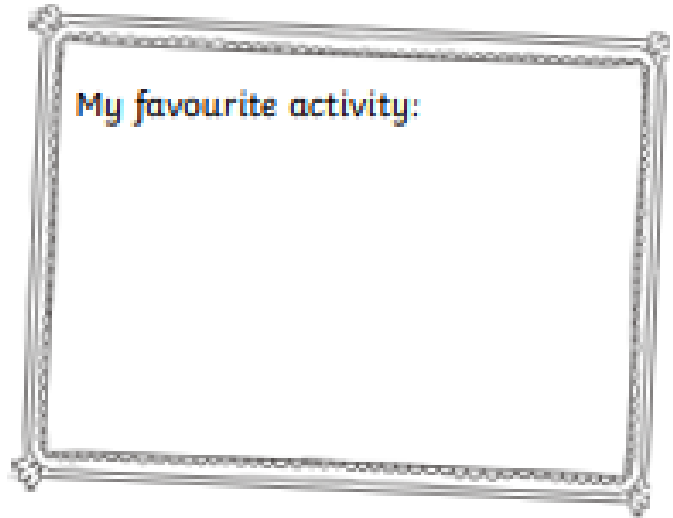
My favourite moment:



Memories I will treasure:



My favourite activity:




What I love the most about this year: \_\_\_\_\_

\_\_\_\_\_

\_\_\_\_\_

\_\_\_\_\_

# For My New Teacher



**All About Me**

By \_\_\_\_\_

## About me and my family:

---

---

---

---

---

---

## At school I like:

---

---

---

---

---

---

## At home I like:

---

---

---

---

---

---

Over the summer holiday:

---

---

---

---

---

---

Next year I am looking forward to:

---

---

---

---

---

---

A special message for my new teacher:

---

---

---


---

---

---

Letter to Reception Class

Can you write a letter to Reception children telling them all about year 1 and the fun things they will be doing.



Created by Krista Wallden <http://thecreativechalkboard.blogspot.com/>

Summer Acrostic Poem

**S** \_\_\_\_\_

**U** \_\_\_\_\_

**M** \_\_\_\_\_










**M** \_\_\_\_\_

**E** \_\_\_\_\_

**R** \_\_\_\_\_








# READ AND COLOUR

Read the sentence in each box and colour the picture to match the sentence.

|   |   |   |
|---|---|---|
| <p>1.</p>  <p>The bucket is red.<br/>The spade is yellow.</p>  | <p>2.</p>  <p>The sun is yellow.</p>                           | <p>3.</p>  <p>The top sunglasses are blue.<br/>The bottom sunglasses are pink.</p>     |
| <p>4.</p>  <p>The flip-flops are green and orange.</p>  | <p>5.</p>  <p>The kite is blue, yellow, green and red.</p>    | <p>6.</p>  <p>The leaves are green.<br/>The bark is brown.</p>                        |
| <p>7.</p>  <p>The first lolly is orange.<br/>The second lolly is blue.<br/>The third lolly is red.</p> | <p>8.</p>  <p>The flower is pink.<br/>The leaf is green.</p> | <p>9.</p>  <p>The swimming costume is purple.<br/>The swimming shorts are green.</p> |



# Let's Read and COLOR

-  1. Chris's shirt and tail are green. His hair is brown.
-  2. Elsa's shirt and tail are pink. Her hair is yellow.
-  3. The little fish are purple, and the big fish are red.
-  4. The castle is yellow. The windows and the door are orange.
-  5. The roof is orange, and the flag is red.
-  6. The seaweeds are green, and the starfish is pink.
-  7. The water is blue, and the sand is yellow.



# Summer Holiday Hopes Write Up Worksheet

I would like to see...



I would like to eat...



I would like to learn...


I would like to make...



I would like to go...



# Summer



y f z p f y q b a h u g  
x t l r r s v z w q a j  
k b v n m w f z n k b r  
k i t e t b l z g p h c  
f s j o g s o t a c d k  
x t b o f e w p r q u e  
k i w w o y e h d y z z  
h f r g e z r a e c z u  
o z c s l i s t n o b q  
t g r p i z o g r e e n  
e i u d e b r i g h t l  
w s j w p y t r s u n o



flowers  
kite  
hot  
green

sun  
hat  
bright  
garden

DOWN

1



rbea

3



eas rhose

4



sae lettur

5



hpnidol

7






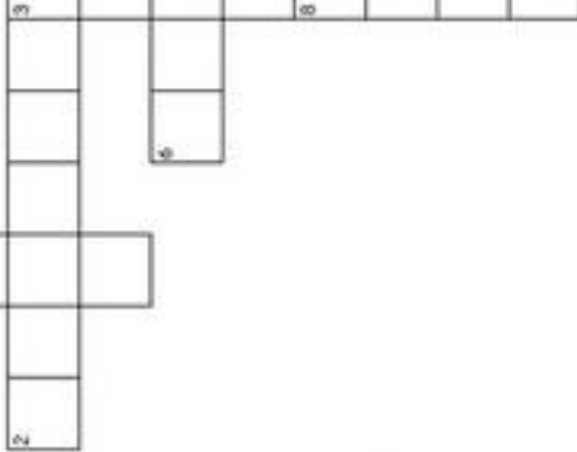
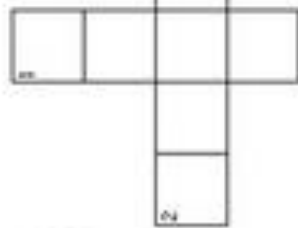
hsfi

9



llsseahe

# UNDER THE SEA



ACROSS

2



trasshfi

6




wahle

8




otoepsu

# Ocean Code Breaker



Can you use the code above to see what ocean fact is hidden below?



# Science

## Our Summer Nature Walk!

I smell...

I see...

I feel...

I hear...

