

Mathematics

Inspire Maths - Unit 16 - Time

Dear Parents,

Before completing the practice questions show your child a real clock:

<https://www.topmarks.co.uk/time/teaching-clock>

Show them the hour hand and the minute hand and let them explore the movements. Explain what 'o'clock' and 'half past' mean. Call out different 'o'clock' and 'half past' times for your child to set on the clock. Encourage your child to use the language of time, including telling the time throughout the day, first using o'clock and then half past. The following online games will help your child to practice telling the time:

<https://mathsframe.co.uk/en/resources/resource/117/telling-the-time-in-words#>

<http://www.ictgames.com/mobilePage/hickoryDickory/index.html> (Level one)

Inspire Maths Practice Book 1D (to be collected from school)

Complete unit 16 Time - pages 21 - 33

Complete Review 6 - Pages 35 - 38

English

Phonics 'ee', 'ea' and 'ey'.

| ee | ea | ey |
|----|----|----|
| | | |

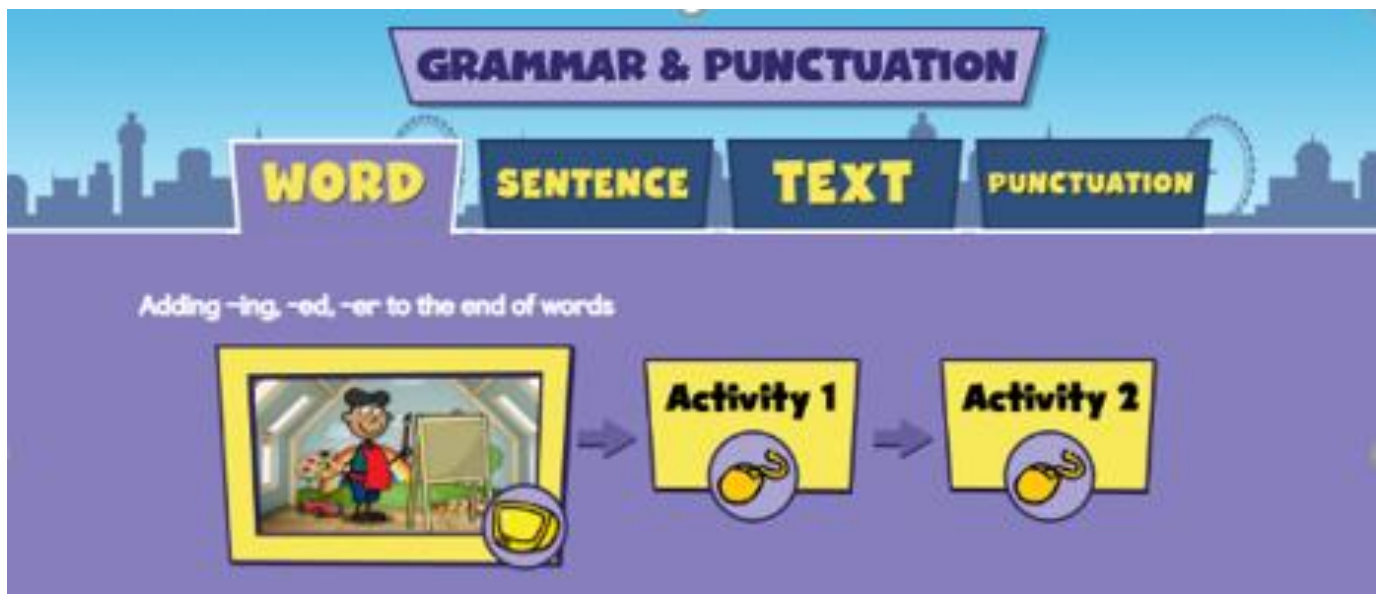
Put these words in the right column

bee sea money mean see key
team tree honey steam trolley
green monkey clean free

Write 3 sentences, each time using a different ee/ea/ey word.

Adding -ing, -ed, -er to the end of words

- Log into the Espresso Website
<https://www.discoveryeducation.co.uk/>
- Click the 'Login' button in the top right corner
- Select 'Espresso' from the drop down menu
- Enter the username and password (see email sent out on 20th March 2020)
- Click on Key Stage 1, English, Grammar & Punctuation
- Click on 'word'
- Watch the videos on Adding -ing, -ed, -er to the end of words and complete the activities





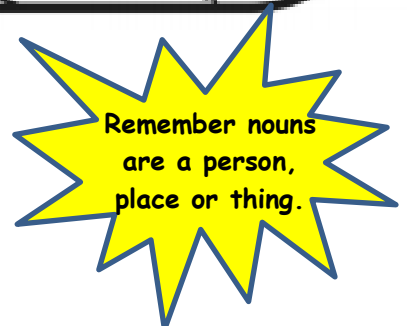
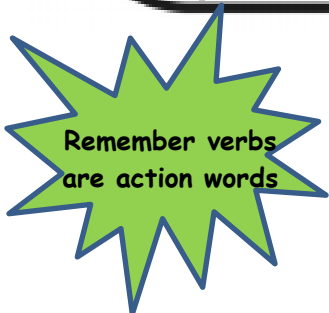

Adjectives, Nouns and Verbs

Colour picture using the key below...

Adjectives: red

Nouns: yellow

Verbs: green



Can you write a book review for a book that you have read.
Remember to explain what the story was about and describe your favourite part

A book review by _____

Title: _____

Author: _____

What was the story about?

Who were the characters?

What was your favourite part?

Draw a picture from the book:

Your star rating for this book:
★ ★ ★ ★ ★

Science

Umbrella Investigation


Ted's Problem




Poor Ted, can you help him? He has gotten wet while out playing in the garden. What could he do to stop that from happening again?

We are going to make him an umbrella.

Materials




Can you test different materials (fabric, tissue, plastic, paper) and work out which would be the best one to make Ted's umbrella from.



How could we test these materials?
What would we need to look out for?

Your Experiment


- Put your bear in a plastic pot.
- Choose a material to test (fabric, tissue, plastic or paper). Place it on top of the pot and secure it with an elastic band
- Drop water onto the material using the pipette.
- Watch closely.
- Write down the results of the test.
- Do the test again using a different material.



Results

Which material would be the most suitable to make Ted's umbrella from?

Why?



Why wouldn't it be a good idea to make an umbrella from metal or glass?



Umbrella Investigation

We want to find out which would be the best material to use to make an umbrella for Ted.

Prediction – What do you think is going to happen? Which material do you think will be best?

I think...

Method:

We covered the pot with _____ . Then we squirted _____ drops of water and watched to see if the water came through each material and made Ted wet.



| Material | What happened? | Can this be used for Ted's umbrella? |
|----------|----------------|--------------------------------------|
| | | |
| | | |
| | | |
| | | |

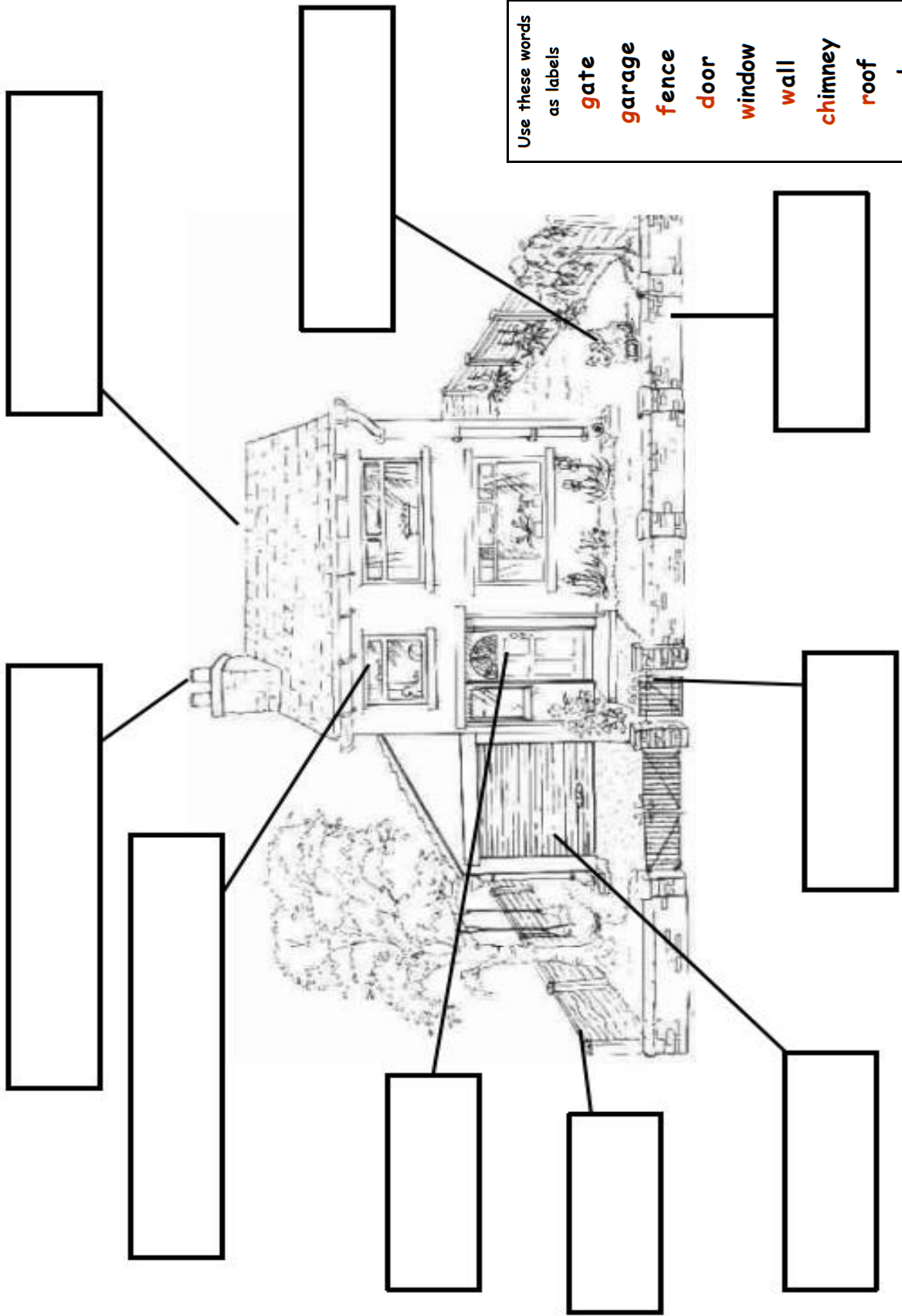
Conclusion: Was your prediction right?

Which material would be the best to use for Ted's umbrella?

Why?

Geography


Label this picture to show the different parts of the house.



Use these words as labels

- gate
- garage
- fence
- door
- window
- wall
- chimney
- roof
- garden

My House



Across









3. Where do you cook?
4. Where do you eat dinner?
5. Where do you sleep?









Down









1. Where do you watch TV?
2. Where do you brush your teeth?









Handwriting








Think Write









 _____ 
 *money* . 
 _____ 
 _____ 

 _____ 
 _____ 
 . _____ 
 _____ 







 _____ 
 *honey* . 
 _____ 
 _____ 

 _____ 
 _____ 
 . _____ 
 _____ 







 _____ 
 *monkey* . 
 _____ 
 _____ 

 _____ 
 _____ 
 . _____ 
 _____ 









 _____ 
 sea . 
 _____ 







 _____ 

 _____ 
 _____ 
 . _____ . 







 _____ 

 _____ 
 clean . 
 _____ 







 _____ 

 _____ 
 _____ 
 . _____ . 

 _____ 









 _____ 
 steam . 
 _____ 









 _____ 









 _____ 
 _____ 
 . _____ . 









 _____ 









Think Write









 _____ 
 *green* . 
 _____ 
 _____ 

 _____ 
 _____ 
 . _____ 
 _____ 

 _____ 
 *tree* . 
 _____ 
 _____ 

 _____ 
 _____ 
 . _____ 
 _____ 

 _____ 
 *free* . 
 _____ 
 _____ 

 _____ 
 _____ 
 . _____ 
 _____ 

Colouring Pages



