

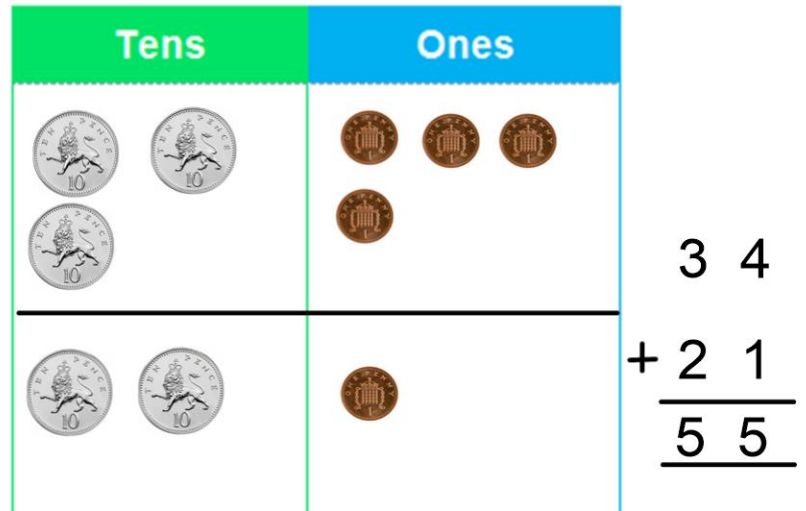
# Mathematics

## Inspire Maths - Unit 17 - Numbers to 100

Before completing the practice questions in the Inspire Maths book, watch the following video to recap on column addition:

<https://www.youtube.com/watch?v=hHM25Nx4xhg>

Use concrete resources such as straws, 10p/1p coins, or lego to help aid understanding of column addition. See examples below:



### Inspire Maths Practice Book 1D

Complete unit 17 Numbers to 100 - pages 49 - 58  
(Practice 4, 5 & 6)

# English


---

## Commotion in the Ocean

Listen to the Commotion in the ocean story:  
<https://www.youtube.com/watch?v=9pRhgZ8Jffs&t=59s>

Choose your favourite sea creature. Describe what it looks like and why you like it. Try and use lots of adjectives and remember to use 'because' to explain why you like the sea creature.

Draw a picture of your favourite sea creature.



### Rhyming Poem

Can you write a rhyming poem about sea creatures. Remember to make sure your poem makes sense. You can also draw a picture of the sea creatures.

Here are some rhyming words to get you started:

Strong, long      Wide, side      Wiggle, jiggle      Snap, trap



---

---

---

---

---

---

---

---

---

---

## Sea creature riddles

Can you solve the riddles? Read the clues and match them to the pictures. Cut and paste the cards onto a blank sheet of paper.

I am a fish.  
I have a fin.  
I swim very fast.  
I have a big mouth  
with sharp teeth.  
I am a carnivore.

Jellyfish



Octopus



I am a mammal.  
I have a hole in my  
head.  
I am very playful.  
I love to make friends

Starfish



I am a fish.  
I am very soft.  
I have stinging  
tentacles.  
I have no eyes, heart,  
bones or brain!

I am very soft.  
I am very flexible.  
I have eight  
tentacles.  
I can squirt ink.

Crab



Dolphin



I am a fish.  
I live on the ocean  
floor.  
I have many suckers.  
I am shaped like a  
star!

Shark

I have a thick shell.  
I have a single pair  
of claws.  
I have six legs.  
I eat what is on the  
ocean floor.



# Sea Creature Riddles

Can you create your own sea creature riddles? Draw your sea creature in the box next to your riddle.

My creature is \_\_\_\_\_

---

---

---

---

---

---

---

My creature is \_\_\_\_\_

---

---

---

---

---

---

---

My creature is \_\_\_\_\_

---

---

---

---

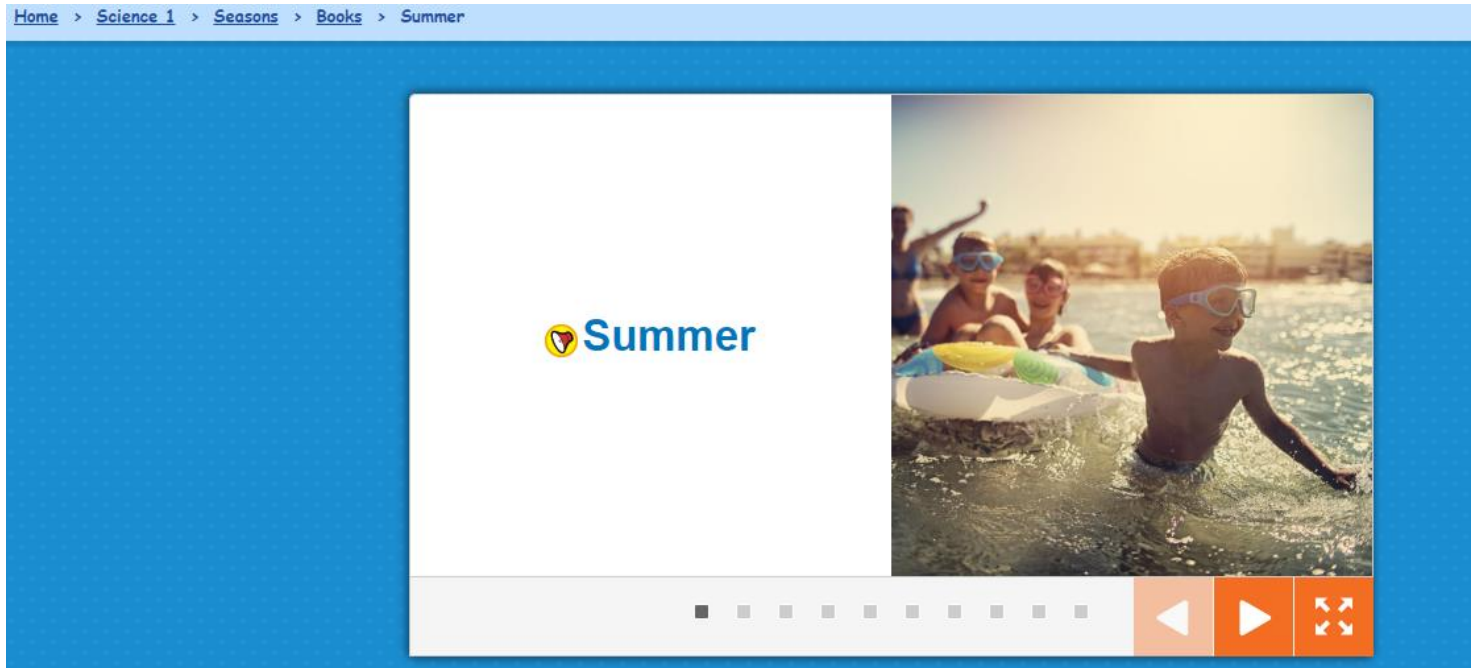
---

---

---

# Science

- Log into the Espresso Website:  
<https://www.discoveryeducation.co.uk/>
- Click on Key Stage 1 - Science - Seasons - Books - summer.



Write down the facts you know about summer.

---

---

---

---

---

---

---






---

---

---

# Weather diary

Complete this weather diary for a week. Use a thermometer to measure the temperature outside.

	Sunshine 	Rain 	Wind 	Cloud 	Temperature 
Monday					
Tuesday					
Wednesday					
Thursday					
Friday					



# Geography

Watch the video about oceans and continents

<https://www.bbc.co.uk/teach/class-clips-video/geography-ks1--ks2-the-world/zkk6t39>

Name \_\_\_\_\_ Date \_\_\_\_\_

Cut out the labels and stick them in the correct places on the map.

## Map of the world



- North America
- South America
- Africa
- Antarctica
- Asia
- Australia
- Southern Ocean
- Arctic Ocean
- Atlantic Ocean
- Indian Ocean
- Pacific Ocean
- Europe

© Discovery Education Europe Ltd.



















*Spellings*









<p><b>HFW</b> children made said now</p>	<p><b>HFW</b> people when there was</p>	<p><b>HFW</b> you like little they</p>	<p><b>HFW</b> she out come house</p>	<p><b>HFW</b> make called your this</p>	<p><b>HFW</b> asked don't are back</p>
<p><b>Words following a pattern (phoneme /r/wr)</b> wrap write wrote wreck wrong wrist wrinkle wreath</p>	<p><b>Words following a pattern (phoneme /n/kr)</b> Knee Knob Kneel knead knife knock knight known</p>	<p><b>Words following a pattern (phoneme /m/mb)</b> lamb dumb comb climb thumb crumb climbing combing</p>	<p><b>Words following a pattern (phoneme /n/gn)</b> sign gnat gnome gnaw design gnarling gnawing designing</p>	<p><b>Words following a pattern (phoneme /u/σ)</b> son other honey money monkey mother brother otherwise</p>	<p><b>Words ending with 'ture'</b> treasure measure picture adventure creature future capture nature</p>









# Handwriting









Think Write









 \_\_\_\_\_   
 shark .   
 \_\_\_\_\_   
 \_\_\_\_\_ 

 \_\_\_\_\_   
 \_\_\_\_\_   
 . \_\_\_\_\_   
 \_\_\_\_\_ 









 \_\_\_\_\_   
 crab .   
 \_\_\_\_\_   
 \_\_\_\_\_ 









 \_\_\_\_\_   
 \_\_\_\_\_   
 . \_\_\_\_\_   
 \_\_\_\_\_ 









 \_\_\_\_\_   
 whale .   
 \_\_\_\_\_   
 \_\_\_\_\_ 









 \_\_\_\_\_   
 \_\_\_\_\_   
 . \_\_\_\_\_   
 \_\_\_\_\_ 



















 \_\_\_\_\_   
 *starfish.*   
 \_\_\_\_\_   
 \_\_\_\_\_ 

 \_\_\_\_\_   
 \_\_\_\_\_   
 \_\_\_\_\_   
 \_\_\_\_\_ 









 \_\_\_\_\_   
 *dolphin.*   
 \_\_\_\_\_   
 \_\_\_\_\_ 









 \_\_\_\_\_   
 \_\_\_\_\_   
 \_\_\_\_\_   
 \_\_\_\_\_ 









 \_\_\_\_\_   
 *jellyfish.*   
 \_\_\_\_\_   
 \_\_\_\_\_ 









 \_\_\_\_\_   
 \_\_\_\_\_   
 \_\_\_\_\_   
 \_\_\_\_\_ 









Think Write









 \_\_\_\_\_   
 *octopus* .   
 \_\_\_\_\_   
 \_\_\_\_\_ 

 \_\_\_\_\_   
 \_\_\_\_\_   
 . \_\_\_\_\_ .   
 \_\_\_\_\_ 

 \_\_\_\_\_   
 *fish* .   
 \_\_\_\_\_   
 \_\_\_\_\_ 


 \_\_\_\_\_   
 \_\_\_\_\_   
 . \_\_\_\_\_ .   
 \_\_\_\_\_ 

 \_\_\_\_\_   
 *turtle* .   
 \_\_\_\_\_   
 \_\_\_\_\_ 


 \_\_\_\_\_   
 \_\_\_\_\_   
 . \_\_\_\_\_ .   
 \_\_\_\_\_ 

# Colouring Pages

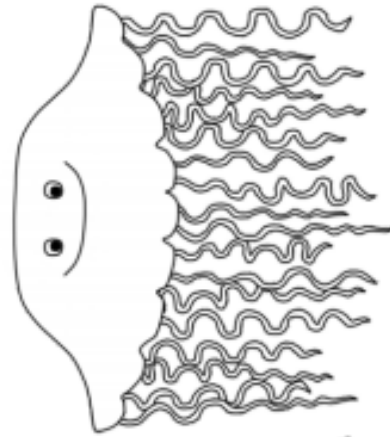
## Common in the Ocean



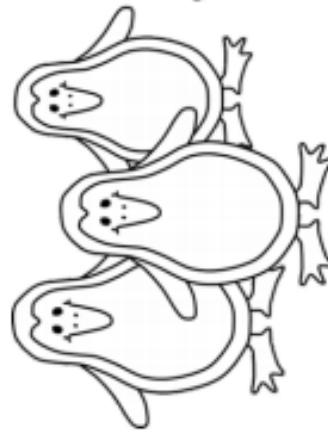
**Commotion in the Ocean**



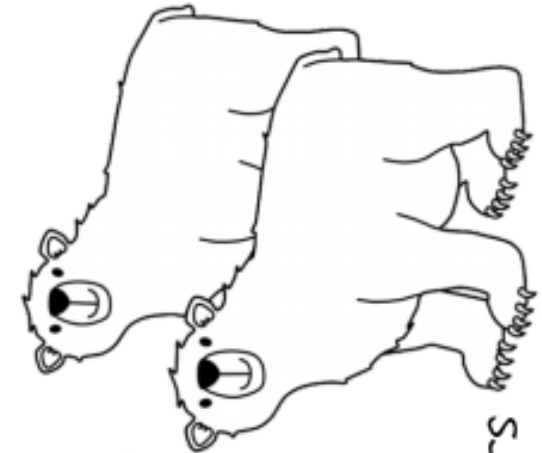
Angel Fish



Jellyfish



Penguins



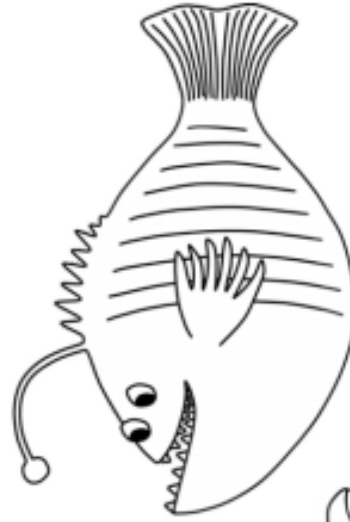
Polar Bears



Swordfish



Octopus



Deep Sea

